

Renault Trafic double cabin

perfect combination between people and cargo



Index

Snoeks double cabins	4
Double cabin Basic	6
Double cabin Comfort	8
Double cabin Luxury	10
Accessories	12
Program and Dimensions	14
Specifications and options	16
Test drive	18





Double cabin

ultimate solution for work and leisure

By fitting a second seat row with an integrated partition wall it is possible to convert your closed panel van into a double cabin at all times. The perfect solution for the combined transport of people and material.

Safe, comfortable and efficient.

Obviously the double cabin applies to the highest European safety standards. All seats are provided with 3-Point inertia-reel safety belts and tiltable and in height adjustable head restraints.

The separation wall is designed to meet the BS/ISO 27956 standard for load shifting protection.

Also the design plays an important role when developing a double cabin. The fine designed partition wall separates load and passenger compartment completely.

Snoeks double cabins

core values

Design

We want end users to experience vehicles with our modifications as if the end result was built in its entirety by the factory. Snoeks products are fully aligned with the design of the vehicle. The structure and colour of materials applied, such as fabrics and plastic parts, perfectly match with those originally used.



Safety

Snoeks ensures all products meet the latest legislation for Light Commercial Vehicles. All our seats are equipped with tested and approved 3-point seat belts and adjustable headrests. Our partition walls offer occupants certified protection against shifting cargo.



Comfort

Snoeks has decades of experience in developing and constructing car seats where quality, safety, design and seating comfort maximize the comfort experience of consumers. These ergonomic car seats adequately support the occupants' body. With many optional features like ISOFIX, arm rests and sliding seats you can further increase your comfort.



Functionality

The double cabin is the optimal and attractive combination for the efficient transport of both persons and cargo. Unique is the loading space created under the rear seats which can be utilized for transporting “longer” cargo. To further enhance the functionality Snoeks offers options such as convenient storage pockets, USB ports and LED spots.



Fitability

Snoeks modifications are designed for a specific car model and are therefore fully compatible. We aim to match the high finishing level of the car manufacturer. We attach our products as much as possible to connection points already available in the vehicle. All these efforts enable us to modify vehicles with a minimum of work hours needed.








Double cabin

basic

With the Basic double cabin, safety and functionality come first. This double cabin can accommodate up to six people while still providing a cargo area in which you easily transport all the necessary materials and tools needed for a six crew project.

All seating positions are equipped with European approved 3-Point inertia-reel safety belts. The 3-seater contoured bench is covered with cloth as the front seats.

The combination of a comfortable 3-seater bench and durable materials make the double cabin ready for intensive use.



- 1) *Head restraints adjustable in height and tilting*
- 2) *3-Point inertia-reel safety belt on all seats*
- 3) *Step-in cover plastic, black*
- 4) *Additional load space under the bulkhead*
- 5) *Tooled ABS-plastic headlining, covered in cloth*





Double cabin

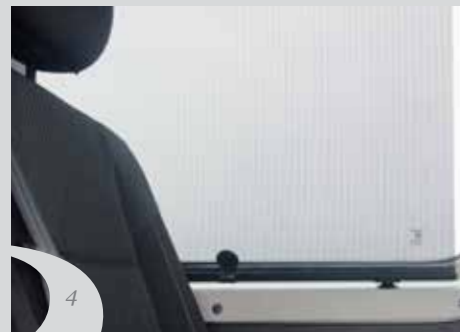
comfort

Comfort and functionality can be mentioned in one breath when describing the Comfort variant. Up to six persons can travel safely and comfortable with the 3-seater bench. The foldable bench seats with arm rests allow you to also store items underneath the seats.

With the combination of a comfortable 3-seater bench and sustainable materials your double cabin is ready for intensive use.



- 1) *3-Seater bench with two folding seats*
- 2) *ISOFIX on outer seats*
- 3) *12V connection in bench cover*
- 4) *Step-in cover plastic, black*
- 5) *Tooled ABS-plastic headlining, covered in cloth*





Trafic L2

Double cabin

luxury

The Luxury variant is designed for those who sets high demands on their double cabin. The 3 individually adjustable seats with armrests create the maximum comfort and with the 12V adapter in the bench frame you effortlessly charge mobile devices.

The fine and luxurious finishing of the double cabin perfectly fits with the original design of the vehicle. It makes you almost forget that it is a commercial vehicle.

The luxury double cabin is often used by self-employed who strive for the best for both work and leisure.



- 1) *3 adjustable seats with two armrests*
- 2) *12V connection in bench cover*
- 3) *Storage pockets in side cover*
- 4) *Roll-up sun blinds left and right*
- 5) *Two speakers in headlining*





Accessories

complete your vehicle

Each Snoeks double cabin comes with a very rich standard equipment. With our wide range of accessories you can tune the double cabin of your choice even further to your individual wishes.

On this page you will find just a few of the most popular accessories. For all possibilities see chapter “Specifications and options” or ask your commercial vehicle dealer for details.



- 1) *Roofpacker, aluminium*
- 2) *Lashing channels*
- 3) *Load floor Professional with Quick fix system*
- 4) *Glasslook panels*
- 5) *Wheel Arch Covers and ABS-tooled*

Program and Dimensions

Basic

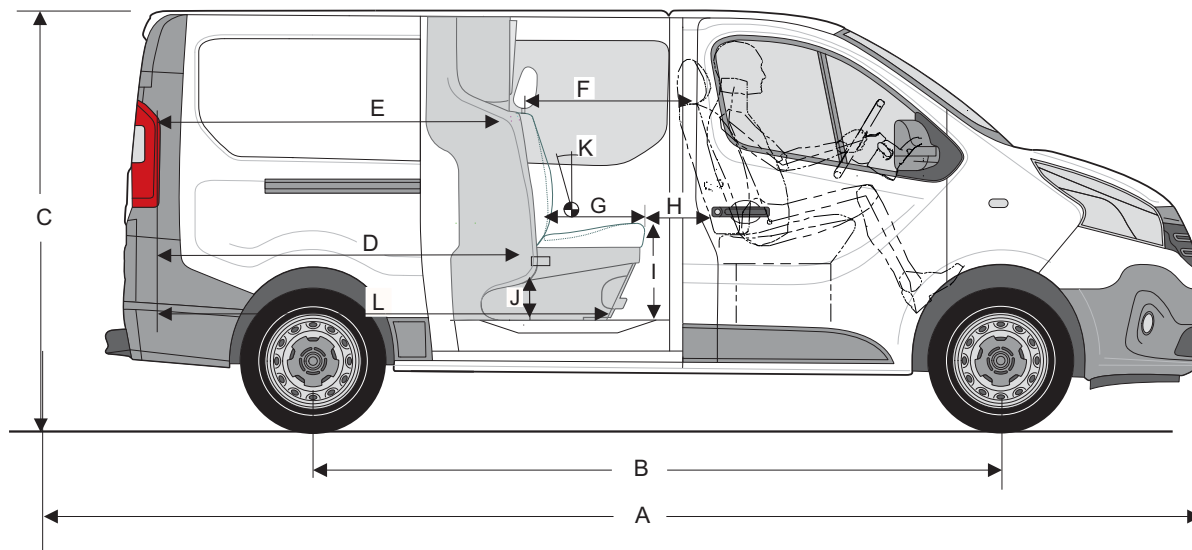
Comfort

Turbo2

	L1/L1 XL			L2/L2 XL		
	Basic	Comfort	Turbo2	Basic	Comfort	Turbo2
SLIDING DOOR						
Sliding door right	■	■	■	■	■	■
Sliding door left	-	-	-	-	-	-
Sliding door left and right	■	■	■	■	■	■
WINDOWS						
Factory fitted windows	■	■	■	■	■	■
No factory fitted windows	■	■	■	■	■	■
OTHER						
Co-driver's seat	■	■	■	■	■	■
ROOF HEIGHT						
H1	■	■	■	■	■	■
H2	-	-	-	-	-	-

- Available
- Not available

Please check above configurations to determine availability.



	A	B	C	D**	E***	F	G	H	I	J****	K	L
L1	4998	3098	1971	1560	1370	920	470	315	420	220	21 °	2000
L1 XL*	4998	3098	1971	1590	1500	780	470	255	420	220	19 °	2100
L2	5398	3498	1971	1960	1770	920	470	315	420	220	21 °	2400
L1 XL*	5398	3498	1971	1990	1900	780	470	255	420	220	19 °	2500

All dimensions are in millimeters

- * Extra loadspace, less legroom
- ** Usable width 1230 mm
- *** Usable width 750 mm
- **** Loading length L available over 1230mm width and height J

Specifications and options

	Basic	Comfort	Luxury
ABS PARTITION WALL WITH INTEGRATED SAFETY WINDOW			
Bench cover without storage pocket, additional load space under the bulkhead	■	-	-
Bench cover with storage pocket and 12V connection, additional load space under the bulkhead	-	■	-
Bench cover with storage pocket. 12V connection and luxury step-in light, additional load space under the bulkhead	-	-	■
SEATING			
3-Seater contoured bench	■	-	-
3-Seater bench with two folding seats with storage pocket (position 2 and 3), two armrests and ISOFIX on the outer seats	-	■	-
3 adjustable seats with two armrests and ISOFIX on the outer seats	-	-	■
Covered with cloth as front seats Kario	■	■	-
Covered with cloth as front seats Java	-	○	■
Cushion set leather, 1st and 2nd seating row	-	○	○
Head restraints adjustable in height and tilting	■	■	■
3-Point inertia-reel safety belt on all seating positions	■	■	■
FLOOR			
Floor grey and step-in cover plastic 2nd seat row	■	-	-
Floor black and step-in cover plastic 2nd seat row	-	■	■
Floor before 2nd seat row, covered with carpet mat	○	○	○
Floor before 1st seat row, covered with carpet mat	○	○	○
SIDE-WALL FINISHING			
Right sliding door finished with lower ABS panel	■	■	■
Right sliding door finished with upper ABS panel	-	-	■
Off-side finished with lower cover in tooled ABS-plastic, incl. storage pockets	■	■	■
Off-side finished with upper cover in tooled ABS-plastic*	-	-	■
Roll-up sun blinds left and right	-	-	■

	Basic	Comfort	Luxury
HEADLINING			
Tooled ABS-plastic headlining, covered in cloth as front headlining	■	■	■
LED spots with on/off switch (3 pieces)	-	-	■
Two speakers in headlining	-	-	■
WINDOWS			
Window(s) left and / or right, tinted, non-opening	o	o	o
Windows left and right, privacy glass	o	o	o
LOAD AREA FINISHING			
Load floor Professional (10 mm, 100% beech wood) with Quick fix system, anthracite	o	o	o
Side finishing Basic (4 mm, HDF), grey	o	o	o
Side finishing Professional (4 mm, plywood), grey	o	o	o
Lashing channels with adjustable lock studs	o	o	o
Wheel Arch Covers, ABS-tooled and sound isolating, grey	o	o	o
Safety grill on rear doors / tailgate	o	o	o

- Standard
- Not available
- o Option
- ▲ Extra price (depending on base vehicle)
- * Not available for base vehicles with double sliding doors

Remarks:

The Quick fix system is a way of fixing the load floor while the original lashing eyes can still be used. When not in use they will be covered with plastic covers.

Test drive

experience the convenience

A test drive is the best way to choose the Snoeks double cabin that suits you best. Experience the convenience, efficiency and comfort of the Renault Trafic with double cabin.

An appointment for a test drive is quickly made. On the website www.renault.com you will find the nearest Renault commercial vehicle dealer.





All rights reserved. Under the copyright laws, this content may not be copied, in whole or in part, without the written consent of Snoeks Automotive.

Snoeks Automotive reserves the right to change or improve its products and to make changes in the content of this brochure without obligation to notify any person or organization of such changes or improvements.

Please visit www.snoeksautomotive.com for current updates and supplemental information concerning the use of this product

Snoeks Automotive B.V.
Haverstraat 19
NL-2150AE Nieuw-Vennep
The Netherlands

info@snoeksautomotive.com
www.snoeksautomotive.com

